


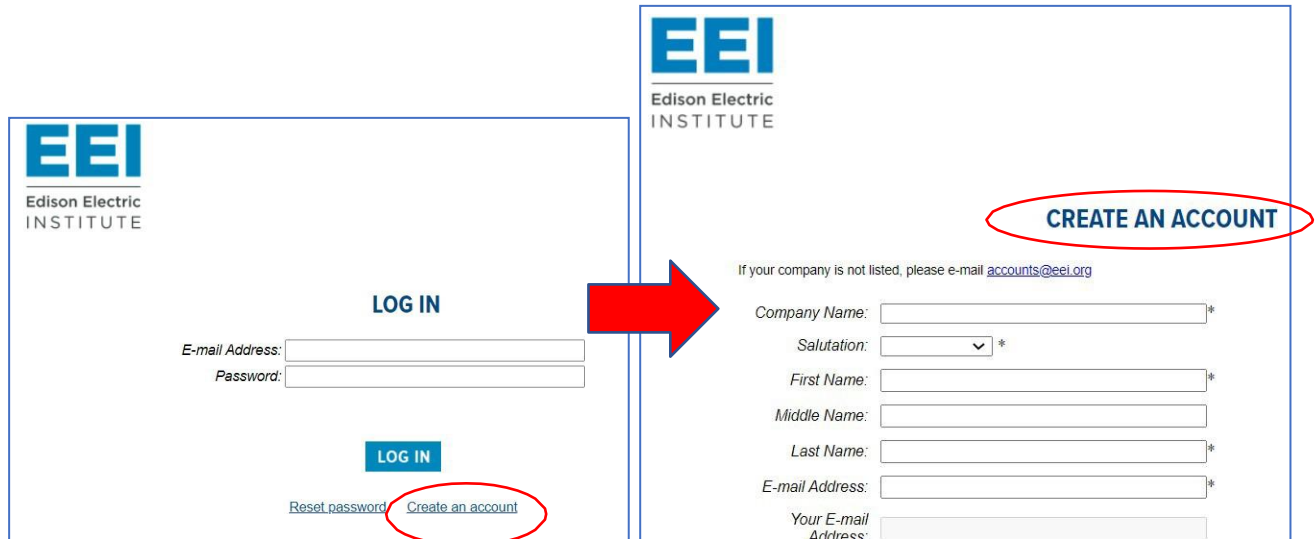
# How to Create an EEI Account

Follow the steps below to create an EEI Account. This must be done before NECF membership and access to the *Engage NECF Community* site can be granted.

**STEP 1 -** Go to the EEI website at [www.EEI.org](http://www.EEI.org).




**STEP 2 -** Create a new account (if you do NOT already have one) and fill out all fields with a \* (asterisk).



# How to Create an EEI Account

**Note:** No spaces or dashes with phone numbers, also no '0' in passwords; fill in checkboxes and then click the "Submit" button (bottom):



## CREATE AN ACCOUNT

If your company is not listed, please e-mail [accounts@eei.org](mailto:accounts@eei.org)

Company Name: \*

Salutation: \*

First Name: \*

Middle Name:

Last Name: \*

E-mail Address: \*

Your E-mail Address:

Corporate e-mail address required. Please contact [accounts@eei.org](mailto:accounts@eei.org) if you do not have a corporate e-mail address.

Phone: \*

Fax:

Cell Phone:

Address 1: \*

If your address is not listed, please e-mail [accounts@eei.org](mailto:accounts@eei.org).

Address 2:

City:

State:

Zip Code:

Country:

Mail Stop:

Title: \*

Badge Name:

Password: \*

Password must contain one of the following:  
@ # \$ % ^ & \* /

Confirm: \*

**Terms and Conditions**  
We want you to know exactly how our organization works and why we need your registration details. Please state that you have read and agreed to these terms and conditions before you continue.

I am eighteen years of age or older.

I have read and accept the [Privacy Policy](#).

I have read and accept the Additional [Terms and Conditions](#).

**Newsletters**

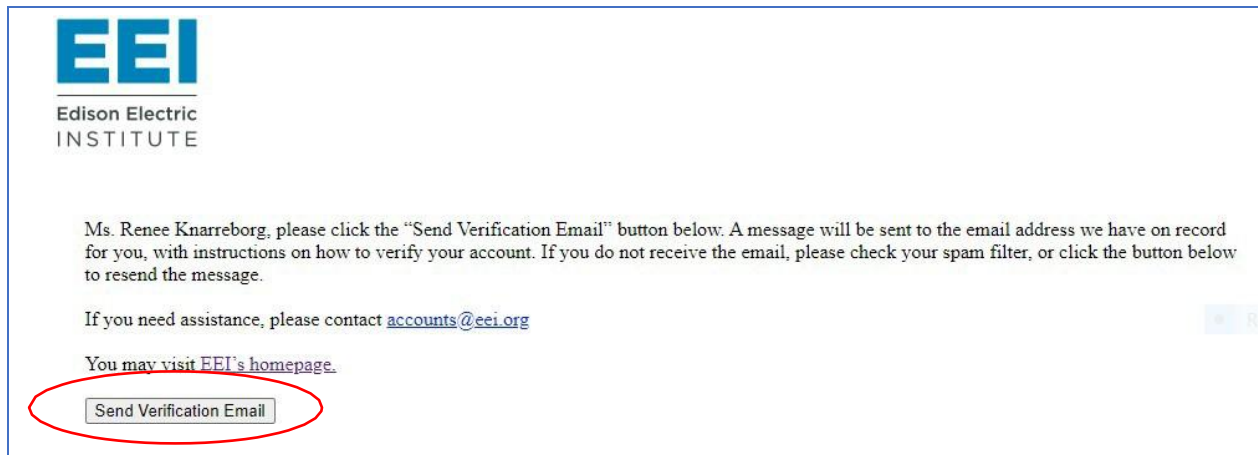
(Members Only) Subscribe to [EEI Daily Energy News](#) to receive a daily email containing concise news abstracts from more than 200 of the country's major newspapers, magazines, radio/television programs, and news services.

Subscribe to [EEI Energy Talk](#) and receive a monthly email update on critical policy issues, EEI news and initiatives, legislative action, and electric power industry trends.

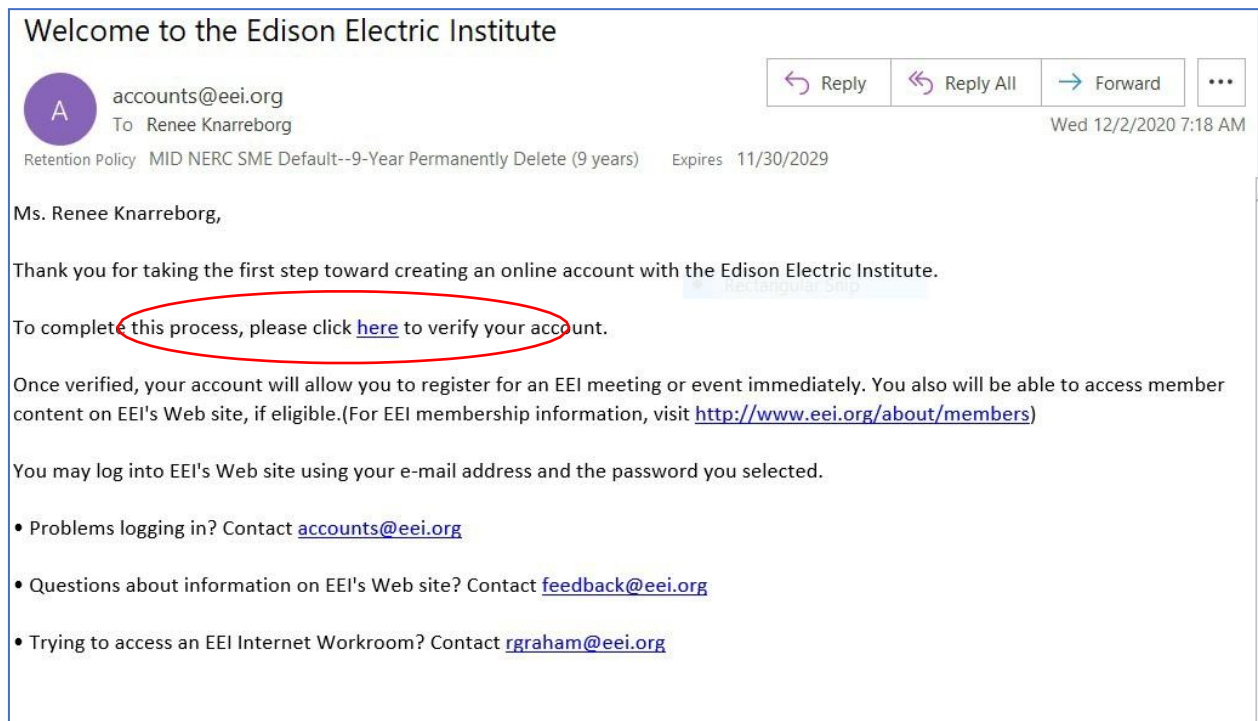
Subscribe to the [EEI International Programs Newsletter](#) to receive a monthly email update of activities and content from the EEI International Programs Department.

# How to Create an EEI Account

**STEP 3** - After submittal, you should receive a message like the one shown below. Click the “Send Validation Email” button to receive a verification email at the email address you provided.

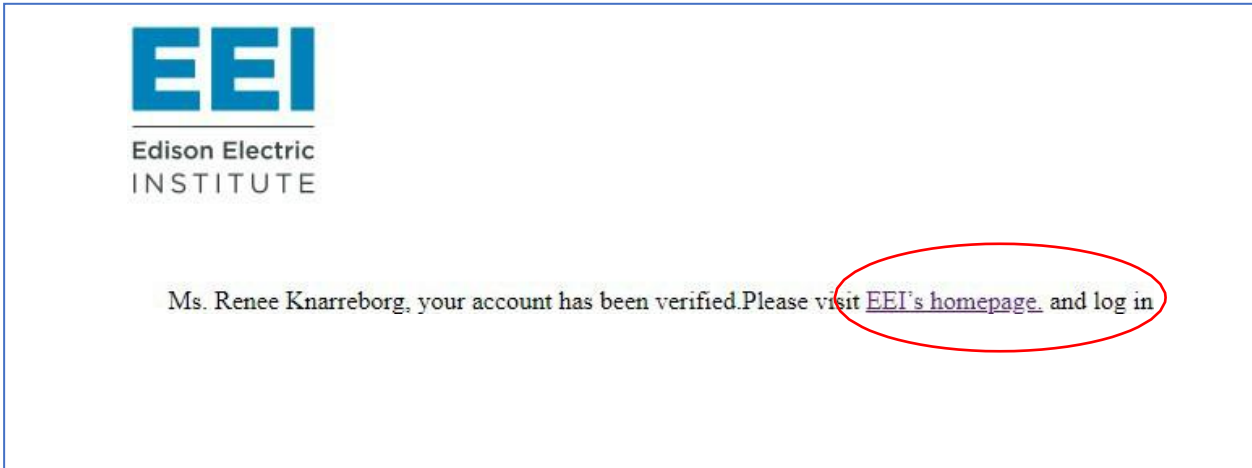


**STEP 4** - Check your email and follow the link to verify your account.

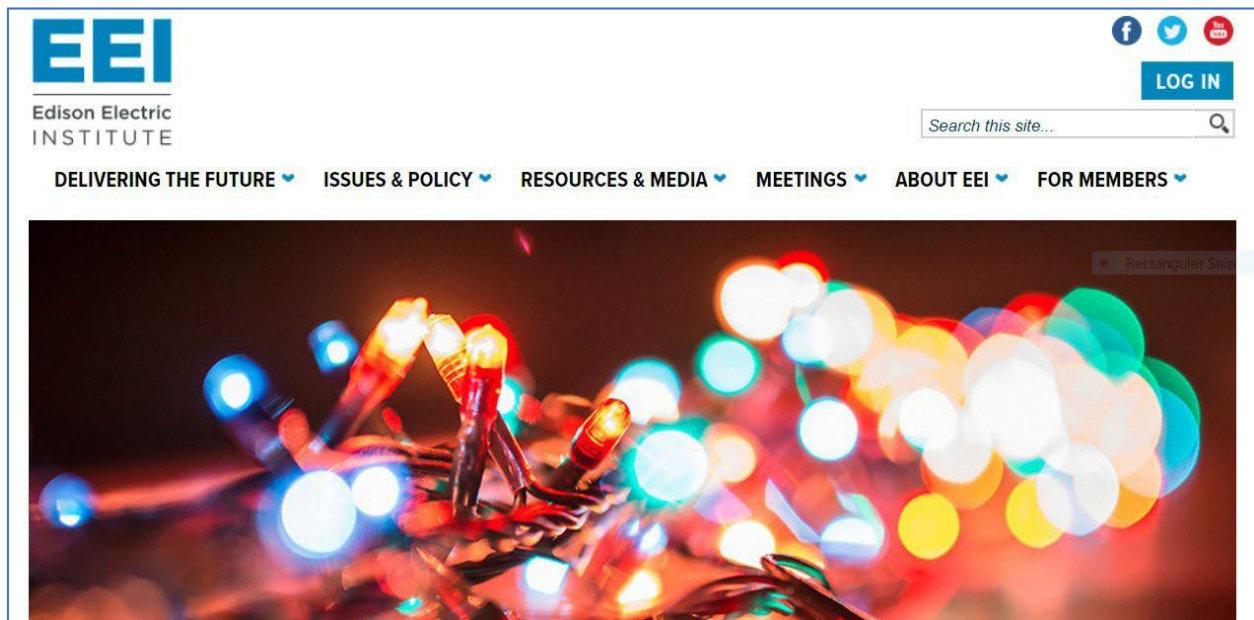


# How to Create an EEI Account

**STEP 5** - After verification, you should see the message below. Click on the EEI Homepage link.



**STEP 6** - Return to the EEI Home page and [click here](#) for instructions on how to join the Engage NECF Community.



## Questions?

If you have any technical questions pertaining to the EEI Engage NECF Community site platform, please email [Engage@EEI.org](mailto:Engage@EEI.org). For general NECF or NECF Membership-related questions, [click here](#) to send your question to the NECF Steering Committee.